



Plants And Animals Communicate

What I Will Be Learning In This Mastery Badge:

In this mastery badge we will discover how plants and animals use a variety of solutions to communicate.

What This Packet Includes:

It is important that you complete all aspects of this packet so that you gain the knowledge and skills that we are working on.

I. **Discovering Lab**

A discovering lab is a fun, introductory lab, where we discover the knowledge on our own.

II. **Video Instruction**

You will watch a video presented by Mr. Bertoch, and answer questions about it.

III. **Literacy Practice**

Reading and writing are critical life skills, and also very important to science. You will read the assigned article and complete a writing prompt.

IV. **Applying Lab**

An applying lab is how you pass off the Mastery Badge. It serves as the quiz. It is a hands on demonstration that you have mastered the skills and content of this badge.

Key Things We Will Learn In This Mastery Badge

Some of the most important things we will learn in this mastery badge:

- Plants and animals communicate using a variety of strategies.
- This includes sound, sight, coloration, smell, and even chemical signals.
- Communication helps individuals within an environment understand their place and cope.

Name: _____

Date: _____



Discovering Lab

Learning Through Hands
On Activities



Discovering Communication

Making your own discoveries.

Scan This QR Code To Watch Mr. Bertoch Give You Directions For
This Assignment






The Environment Is Telling You About Its Needs





Have you ever been on a hike in the forest? What are some things that you noticed as you walked along the trail? Did you see any insects with yellow and black bodies? What about fruiting plants or flowers? These are just some of the ways that plants and animals communicate with us and with each other.



What Is The Environment Saying To You?

Each of the examples listed below shows an example of a plant or animal communicating. Complete the chart, explaining what the plant or animal is trying to say.

	Observation	What The Message Means
	Yellow And Black Insect	The Message: This insect can probably sting.
	Plant With Thorns	The Message:
	Frog Calling Out At Night	The Message:

	Observation	What The Message Means
	<p>An Animal Growling</p>	<p>The Message:</p>
	<p>A Brightly Colored Flower</p>	<p>The Message:</p>
	<p>A Dog Wagging Its Tail</p>	<p>The Message:</p>
	<p>A Turtle Hiding In Its Shell.</p>	<p>The Message:</p>



Questions That Make You Think:

Always answer thinking questions using complete sentences.

1. Why do you think plants and animals communicate?

Blank area for answer to question 1.

2. What are some ways that you can think of that plants and animals communicate?

Blank area for answer to question 2.

3. Give an example of one way that either a plant or an animal communicates danger.

Blank area for answer to question 3.

4. How can paying attention to the signals of plants and animals help us as humans?

Blank area for answer to question 4.

Video Instruction

Reviewing The Teacher's
Instruction At My Own
Pace



Handsome Science Teacher One Take Videos



Good Job On Completing The Discovering Lab!
Now let's connect your discoveries to the vocabulary.
Mr. Bertoch has created a video for you to watch.

Take Your Time, Pause And Rewind As needed
You are not in a hurry! It is more important that you understand the video than that you finish it quickly. Take your time. If you don't understand something, pause the video and discuss with an adult.

When you finish this video, you should have a good understanding of the concepts that have been taught. If you find yourself confused, rewind, and rewatch.

The Video For This Mastery Badge Can Be Opened Using This QR Code

This Mastery Badge includes one video:



Watch The Assigned Science Video
Scan This QR Code To Open And Watch The Assigned Video For This Mastery Badge

Check Point

I watched the video carefully and understood what Mr. Bertoch taught me.
(If not, that is okay. Watch the video again, and discuss it with an adult)

What I Learned From This Video



One very powerful way to help yourself remember what you learned from the video is to summarize it in your own words and in the form of pictures.


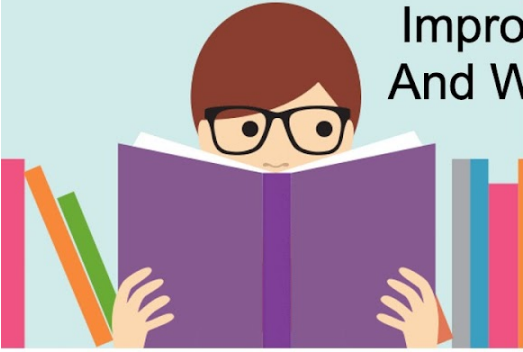
Write one sentence in your own words explaining what you learned from the video. Then draw a picture of something you learned from the video.

What I learned from this video (One Sentence):

A picture of something I learned from the video:

Literacy Practice

Improving Our Reading
And Writing In Search of
Knowledge



Activity: Reading And Writing



Directions: Reading and writing are very important life skills. Good scientists must be able to learn through reading and communicate their own discoveries through writing.



Scan This QR Code To Watch Mr. Bertoch Give You Directions For This Assignment

1. Practice Reading For Understanding

Read the article below **for understanding**. Reading for understanding means that you take your time and monitor your own learning. If you get to the end of a sentence and you do not remember or understand what you read, **re-read it**.

2. Practice Writing To Communicate

Complete the writing prompt below. Do your very best to write clearly so that others will understand what you are saying. This means using correct spelling, grammar, and writing, taking your time to think about the best ways to clearly communicate to others the main ideas that you are trying to get across to them.



Read The Assigned Article Carefully For Understanding.

<https://handsomescienceteacher.com/Online-science-classes-kids/plants-and-animals-communicate/>

Scan This QR Code To Open And Read The Article That Goes With This Mastery Badge

Check Point

Let's make sure that you really did read for understanding!

Remember that it is important to hold yourself accountable to a high standard and to take pride in your own success as a learner.

I Read For Understanding. I did not skim the article. I understood the material that the article discussed.

Quiz Time


Complete the quiz at the end of the article and post your score in the box below. Your goal is to get at least 75% on the quiz. Did you accomplish this goal?

%

Now Let's Write To Communicate

Remember that when you write to communicate you are taking your time, and explaining the topic in a detailed and concise way. Don't rush! You are not in a hurry. Think about what you are going to say, and plan how you will say it. So that someone else who reads your sentences will understand them easily.

Writing Prompt: Write two sentences describing how plants and animals communicate.




Name: _____

Date: _____



Applying Lab

Proving That We Can Do
It Ourselves



Applying Animal Senses


Applying What We Have Learned.

Scan This QR Code To Watch Mr. Bertoch Give You Directions For This Assignment



Speaking For Nature

You have learned a lot about listening to the messages from plants and animals. Now it is time to put this experience into practice by translating these messages into words.



Translating The Communications of Nature Into Words

With an adult's supervision find a message from nature and translate it into words. This can be anything from the changing leaves communicating the approach of autumn to a barking dog communicating that it thinks the mailman is going to eat its family.



Congratulations! You Have Completed The Entire Mastery Badge

You have worked really hard to earn this mastery badge. More importantly, you have worked hard to earn your knowledge!

Time To Evaluate Your Work

Check each of the following to evaluate your work:

1. Did you do every assignment?
2. Did you read the assigned article?
3. Did you watch the assigned video?
4. Did you answer all the questions using complete sentences?
5. Are your answers accurate?

My Self-Evaluation:

Based on the criteria listed above, I believe I have passed off this Mastery Badge because...
(Be detailed and specific)

Mastery Badge Counselor Evaluation:

I have reviewed this student's work. Based on the criteria listed above I hereby certify that they have passed off the Mastery Badge because... (Be detailed and specific) Note: Any adult may serve as a Mastery Badge Counselor, so long as they are committed to ensuring the highest standards of excellence.

Student's Signature

Date

Signature of Mastery
Badge Counselor

Date

Certificate For Your Homeschool Records

The following certificate which has been awarded through self-evaluation by the student, and also certified by a mastery badge counselor proves that the student listed thereon has completed all the work and has mastered all the concepts for the specified topic.

Keep this on file as evidence of your successful completion of this topic.

If audited by the State, these certificates stand as evidence that you have worked on and successfully completed a rigorous science curriculum.



Handsome Science Teacher Industries

Mastery Badge Certificate

Topic: Plants And Animals Communicate

Student Name: _____

This certificate certifies that the person named above has completed all of the requirements to earn this Mastery Badge.

MASTERY BADGE COUNSELOR SIGNATURE

DATE AWARDED

