



Natural Selection

What I Will Be Learning In This Mastery Badge:

In this mastery badge you will learn about artificial selection.

What This Packet Includes:

It is important that you complete all aspects of this packet so that you gain the knowledge and skills that we are working on.

I. **Discovering Lab**

A discovering lab is a fun, introductory lab, where we discover the knowledge on our own.

II. **Video Instruction**

You will watch a video presented by Mr. Bertoch, and answer questions about it.

III. **Literacy Practice**

Reading and writing are critical life skills, and also very important to science. You will read the assigned article and complete a writing prompt.

IV. **Applying Lab**

An applying lab is how you pass off the Mastery Badge. It serves as the quiz. It is a hands on demonstration that you have mastered the skills and content of this badge.

Key Things We Will Learn In This Mastery Badge

Some of the most important things we will learn in this mastery badge:

- Evolution is driven by natural selection.
- Natural selection was first suggested by Charles Darwin.
- Natural selection promotes traits that benefit the species.
- Artificial selection promotes traits that benefit human beings.
- Examples of artificial selection through selective breeding.

Name: _____

Date: _____



Discovering Lab

Learning Through Hands On Activities



Activity: Discovering Artificial Selection

Directions: Follow the directions below.



Video Instructions Available For This Assignment. Watch this video to learn how to do this assignment, and why it is important.

Scan This QR Code To Watch Mr. Bertoch Give You Directions For This Assignment

Goal: To learn as much as you can about artificial selection.


Comparing Natural Selection To Artificial Selection

Humans have domesticated numerous plants and animals. In this lab, you are going to be exploring domesticated plants and animals, and comparing them to their original wild (natural) forms.


Part I: Domesticated Animals

For each animal listed draw the missing Form. You may have to do some research to determine what the missing form looks like.


Wild Pig




Draw A Domesticated Pig




Draw A Wild Cow (Bison, Buffalo, Ox, Etc)




Domesticated Cow




Wild Dog (Wolf)



Draw A Domesticated Dog



Draw A Wild Cat



Domesticated Cat




Part II: Domesticated Plants

Corn is one of the most versatile crops that mankind has tamed. Today there are thousands of varieties of corn available. All of these varieties all started from the same wild plant known as teosinte. For this assignment, you will be doing research on how ancient Americans cultivated teosinte into so many different varieties of corn.


Draw A Picture

Create a picture of teosinte showing what it looked like in the wild.




Write A Paragraph

Write a paragraph explaining how the inhabitants of Ancient America cultivated teosinte, turning it into modern-day corn.



Video Instruction

Reviewing The Teacher's Instruction At My Own Pace



Handsome Science Teacher One Take Videos

Now that you have completed the Discovering Lab let's watch the video that goes with it. In this video Mr. Bertoch will help connect the discoveries that you made during the lab to the broader concepts covered under this badge, and will also introduce the vocabulary that goes with these concept.

Take Your Time, Pause And Rewind As needed

You are not in a hurry! It is more important that you understand the concepts in this video than that you finish it quickly. Take your time. If you don't understand something, pause the video and use the Internet or other resources to look up the concept that has you confused.

When you finish this video, you should have a good understanding of the concepts that have been taught. If you find yourself confused, rewind, and rewatch.

The Video For This Mastery Badge Can Be Opened Using This QR Code

This Mastery Badge includes one video:



Watch The Assigned Science Video

Scan This QR Code To Open And Watch The Assigned Video For This Mastery Badge

Check Point

Let's make sure that you really did take your time and watch the video carefully! Remember that it is important to hold yourself accountable to a high standard and to take pride in your own success as a learner.

I watched the video carefully, and paused to look up anything I didn't understand.

Recording Your Learning

On the next page, you will record your learning and connect it to things you already know.

Ten Things I Learned From This Video

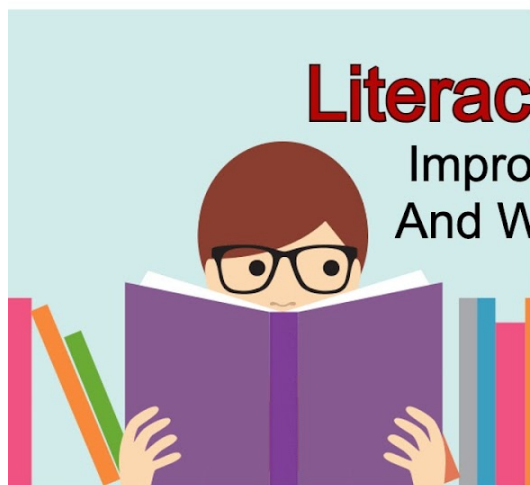
A powerful tool to help you retain what you learn is to take notes. Notes give you something that you can look back at later, to quickly remind your brain reinforcing the memories for the concepts you have learned. Record ten things that you learned or that you perhaps already knew that were discussed in this video.

- 1.
- 2.
- 3.
- 4.
- 5.
- 6.
- 7.
- 8.
- 9.
- 10.

Now, Let's Connect These New Concepts To Things You Already Knew


Another great way to help your brain retain new things is to connect these new concepts to other things that you already know. This gives your mind a place to store the new knowledge. Imagine that you are placing the new knowledge on a shelf in your brain next to facts that are already in there.

Write a paragraph explaining how the concepts taught in this video relate to things you already knew. There are no wrong answers. What are some things that you already knew that this video reminded you of?



Literacy Practice

Improving Our Reading
And Writing In Search of
Knowledge



Activity: Reading And Writing About This Topic

Directions: Reading and writing are very important life skills. Good scientists must be able to learn through reading and communicate their own discoveries through writing.



Video Instructions Available For This Assignment. Watch this video to learn how to do this assignment, and why it is important.

Scan This QR Code To Watch Mr. Bertoch Give You Directions For This Assignment

1. Practice Reading For Understanding

Read the article below **for understanding**. Reading for understanding means that you take your time and monitor your own learning. If you get to the end of a sentence and you do not remember or understand what you read, **re-read it**.

2. Practice Writing To Communicate

Complete the writing prompt below. Do your very best to write clearly so that others will understand what you are saying. This means using correct spelling, grammar, and writing, taking your time to think about the best ways to clearly communicate to others the main ideas that you are trying to get across to them.

Article:



Read The Assigned Article Carefully For Understanding.

<https://handsomescienceteacher.com/Online-science-classes-kids/artificial-selection-leads-to-changes-in-species-in-order-to-help-humankind/>

Scan This QR Code To Open And Read The Article That Goes With This Mastery Badge

Check Point

Let's make sure that you really did read for understanding! Remember that it is important to hold yourself accountable to a high standard and to take pride in your own success as a learner.

I Read For Understanding. I did not skim the article. I understood the material that the article discussed.

Quiz Time

Complete the quiz at the end of the article and post your score in the box below. Your goal is to get at least 75% on the quiz. Did you accomplish this goal?

%

Now Let's Write To Communicate

Remember that when you write to communicate you are taking your time, and explaining the topic in a detailed and concise way. Don't rush! You are not in a hurry. Think about what you are going to say, and plan how you will say it. So that someone else who reads your paragraphs will understand them easily.

Writing Prompt: Write two paragraphs in your own words explaining what artificial selection is.


Name: _____

Date: _____



Applying Lab

Proving That We Can Do It Ourselves



Activity: Defending Fido

Directions: Follow the direction below to help defend your loyal dog.



Video Instructions Available For This Assignment. Watch this video to learn how to do this assignment, and why it is important.

Scan This QR Code To Watch Mr. Bertoch Give You Directions For This Assignment

Goal: To demonstrate your understanding of artificial selection.

Your pet dog is very upset. The mail just arrived, and in it, your dog received a rejection letter from The Society of Lovable Canines, which stated that because your dog was not in fact a wolf, the board of SOLC has decided not to extend them membership in their exclusive club.


It turns out that the board has recently been re-elected so that only wolves now sit on it. These snobby wolves do not consider their domesticated cousins to be worthy of membership in SOLC!

Being the loving pet owner that you are, you have offered to fight for your dog's right to join their club. The wolves have scheduled you for a presentation before their board, where you will explain to them that your dog is just as much of a canine as they are.

Prepare A Slideshow

You want to go to your meeting prepared! Prepare a slideshow presentation (PowerPoint, Google Slides, etc) where you cover all of the following points.

- Must be at least 10 slides long
- Must show how dogs descended from wolves through artificial selection.
- Must show what artificial selection is, and how it occurred.
- Must make a convincing argument for why your dog should be allowed to join SOLC.



Congratulations! You Have Completed The Entire Mastery Badge

You have worked really hard to earn this mastery badge. More importantly, you have worked hard to earn your knowledge!

Time To Evaluate Your Work

Check each of the following to evaluate your work:

1. Did you do every assignment?
2. Did you read the assigned article?
3. Did you watch the assigned video?
4. Did you answer all the questions using complete sentences?
5. Are your answers accurate?

My Self-Evaluation:

Based on the criteria listed above, I believe I have passed off this Mastery Badge because...

(Be detailed and specific)

Mastery Badge Counselor Evaluation:

I have reviewed this student's work. Based on the criteria listed above I hereby certify that they have passed off the Mastery Badge because... (Be detailed and specific) Note: Any adult may serve as a Mastery Badge Counselor, so long as they are committed to ensuring the highest standards of excellence.

Student's Signature

Date

**Signature of Mastery
Badge Counselor**

Date

Certificate For Your Homeschool Records

The following certificate which has been awarded through self-evaluation by the student, and also certified by a mastery badge counselor proves that the student listed thereon has completed all the work and has mastered all the concepts for the specified topic.

Keep this on file as evidence of your successful completion of this topic.

If audited by the State, these certificates stand as evidence that you have worked on and successfully completed a rigorous science curriculum.

